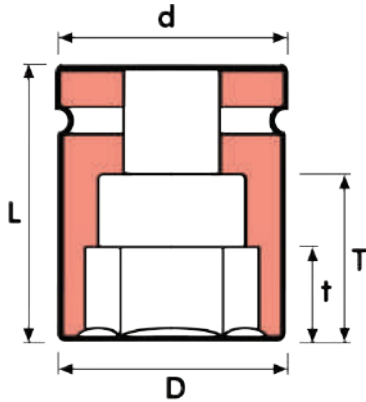


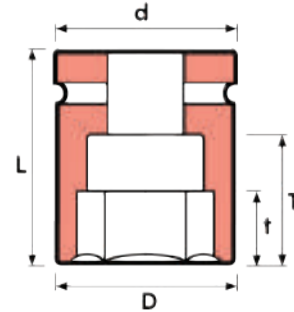
2 1/2" DRIVE IMPACT SOCKETS




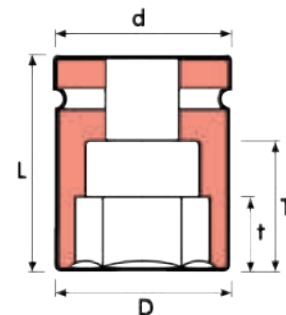
	Part No.	D	d	L	t	T	Wt.
		mm	mm	mm	mm	mm	kg
50	6-50	91	137	130	28	72	9.01
55	6-55	96	137	130	30	72	9.22
60	6-60	100	137	130	35	68	9.30
65	6-65=2 9/16	104	137	130	35	68	9.30
70	6-70=2 3/4	110	137	130	40	68	9.30
75	6-75	118	137	130	45	68	9.31
80	6-80	126	137	130	45	68	9.28
85	6-85	133	137	130	50	68	9.30
90	6-90	143	137	140	50	78	10.55
95	6-95=3 3/4	148	137	140	55	78	10.80
100	6-100	153	137	140	55	78	11.10
105	6-105=4 1/8	158	137	150	60	88	12.10
110	6-110	166	137	150	65	88	13.00
115	6-115	174	137	150	65	88	13.90
120	6-120	181	160	150	70	88	16.90
125	6-125	187	160	150	75	88	17.50
130	6-130	195	160	170	75	106	21.50
135	6-135	202	160	170	80	106	22.50
140	6-140	208	160	170	80	106	23.00
145	6-145	214	160	170	80	106	24.00
150	6-150	219	160	170	85	106	24.50
155	6-155	224	160	180	90	115	29.00
160	6-160	229	160	180	90	115	31.00
165	6-165=6 1/2	235	160	180	95	115	32.00
170	6-170	240	160	180	95	115	32.50
175	6-175	247	160	180	95	115	34.50
180	6-180	253	160	225	110	143	41.40
185	6-185	258	160	225	110	143	42.30
190	6-190	264	160	225	120	143	43.60
200	6-200	276	160	225	120	143	46.60
210	6-210	287	160	225	120	143	49.20
215	6-215	293	160	225	120	143	50.80
225	6-225	304	160	225	120	130	53.30
230	6-230	310	160	225	120	129	54.70
235	6-235	316	160	225	120	143	56.40
250	6-250	333	160	225	120	123	61.20
255	6-255	339	160	225	120	143	63.20

2 1/2" DRIVE IMPACT SOCKETS

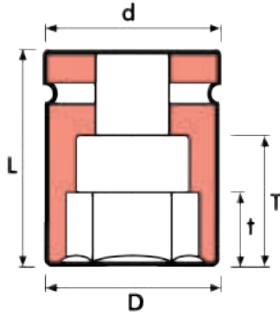
	Part No.	D	d	L	t	T	Wt.
		mm	mm	mm	mm	mm	kg
60	6-60L	100	137	180	35	122	10.70
65	6-65=2 9/16L	104	137	180	35	122	10.68
70	6-70=2 3/4L	110	137	180	40	122	10.88
75	6-75L	118	137	180	45	122	11.24
80	6-80L	126	137	180	45	122	11.88
85	6-85L	133	137	180	50	122	12.27
90	6-90L	143	137	200	50	142	15.22
95	6-95=3 3/4L	148	137	200	55	142	15.64
100	6-100L	153	137	200	55	142	16.02
105	6-105=4 1/8L	158	137	220	60	162	18.21
110	6-110L	166	137	220	65	162	19.81
115	6-115L	174	137	220	65	162	21.38
120	6-120L	181	160	220	70	162	24.79
125	6-125L	187	160	220	75	162	25.90
130	6-130L	195	160	250	75	183	31.44
135	6-135L	202	160	250	80	182	33.17
140	6-140L	208	160	250	80	180	34.40
145	6-145L	214	160	250	80	179	35.64
150	6-150L	219	160	250	85	177	36.30
155	6-155L	224	160	250	90	176	36.90
160	6-160L	229	160	250	90	174	37.60
165	6-165L	235	160	250	95	173	38.74
170	6-170L	240	160	250	95	171	39.42



	Part No.	D	d	L	t	T	Wt.
		mm	mm	mm	mm	mm	kg
2	6-2	92	137	130	30	72	9.00
2 3/16	6-2 3/16	97	137	130	30	72	8.58
2 5/16	6-2 5/16	99	137	130	30	72	8.45
2 3/8	6-2 3/8	100	137	130	35	68	9.30
2 7/16	6-2 7/16	102	137	130	35	68	9.45
2 1/2	6-2 1/2	102	137	130	35	68	9.30
2 9/16	6-65=2 9/16	104	137	130	35	68	9.30
2 5/8	6-2 5/8	106	137	130	40	68	9.30
2 11/16	6-2 11/16	108	137	130	40	68	9.30
2 3/4	6-70=2 3/4	110	137	130	40	68	9.30
2 13/16	6-2 13/16	112	137	130	45	68	9.30
2 7/8	6-2 7/8	116	137	130	45	68	9.30
2 15/16	6-2 15/16	118	137	130	45	68	9.30
3	6-3	120	137	130	45	68	9.30
3 1/16	6-3 1/16	122	137	130	45	68	9.30




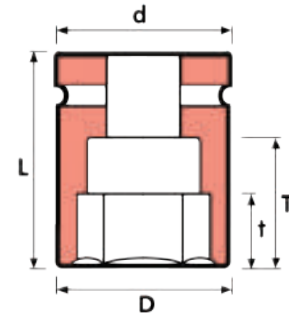
2 1/2" DRIVE IMPACT SOCKETS



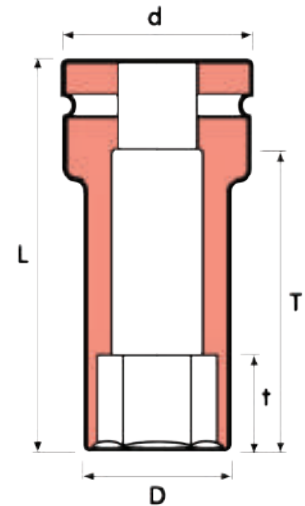
	Part No.	D	d	L	t	T	Wt.
		mm	mm	mm	mm	mm	kg
3 1/8	6-3 1/8	126	137	130	45	68	9.30
3 1/4	6-3 1/4	128	137	130	50	68	9.30
3 5/16	6-3 5/16	132	137	130	50	72	9.58
3 3/8	6-3 3/8	133	137	130	50	68	9.30
3 1/2	6-3 1/2	142	137	140	50	78	10.40
3 9/16	6-3 9/16	143	137	140	50	82	10.50
3 5/8	6-3 5/8	145	137	140	55	78	10.60
3 3/4	6-95=3 3/4	148	137	140	55	78	10.80
3 7/8	6-3 7/8	151	137	140	55	78	11.00
4	6-4	155	137	140	60	78	11.30
4 1/8	6-105=4 1/8	158	137	150	60	88	12.10
4 3/16	6-4 3/16	160	137	150	65	88	12.40
4 1/4	6-4 1/4	163	137	150	65	88	12.80
4 3/8	6-4 3/8	167	137	150	65	88	13.30
4 1/2	6-4 1/2	172	137	150	65	88	13.60
4 9/16	6-4 9/16	176	160	150	70	92	16.45
4 5/8	6-4 5/8	178	160	150	70	88	15.20
4 3/4	6-4 3/4	181	160	150	70	88	16.90
4 7/8	6-4 7/8	186	160	150	75	88	17.30
5	6-5	190	160	170	75	106	21.50
5 1/8	6-5 1/8	195	160	170	75	106	22.00
5 3/16	6-5 3/16	198	160	170	80	106	22.00
5 1/4	6-5 1/4	200	160	170	80	106	22.50
5 3/8	6-5 3/8	204	160	170	80	106	23.00
5 1/2	6-5 1/2	208	160	170	80	106	23.00
5 9/16	6-5 9/16	210	160	170	80	106	24.00
5 3/4	6-5 3/4	216	160	170	85	106	25.00
5 7/8	6-5 7/8	219	160	170	85	106	26.00
6	6-6	221	160	180	85	115	30.00
6 1/8	6-6 1/8	224	160	180	90	115	30.00
6 1/4	6-6 1/4	228	160	180	90	115	30.50
6 3/8	6-6 3/8	232	160	180	90	115	31.00
6 1/2	6-165=6 1/2	235	160	180	95	115	32.00
6 3/4	6-6 3/4	243	160	180	95	115	33.00
6 7/8	6-6 7/8	247	160	180	95	115	33.50
7	6-7	250	160	180	95	115	35.50
7 1/8	6-7 1/8	253	160	225	110	143	46.00
7 1/4	6-7 1/4	258	160	225	110	143	47.00

2 1/2" DRIVE IMPACT SOCKETS

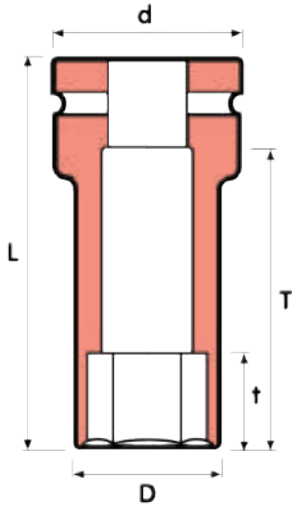
	Part No.	D	d	L	t	T	Wt.
		mm	mm	mm	mm	mm	kg
7 5/16	6-7 5/16	260	160	225	120	143	47.50
7 1/2	6-7 1/2	264	160	225	120	143	48.00
7 5/8	6-7 5/8	269	160	225	120	143	49.00
7 13/16	6-7 13/16	273	160	225	120	143	49.50
8 3/8	6-8 3/8	291	160	225	120	143	58.5
8 7/16	6-8 7/8	304	160	225	120	143	62.00
9 1/8	6-9 1/8	312	160	225	120	143	65.00
9 7/16	6-9 7/16	322	160	225	120	143	68.5
10	6-10	338	160	225	120	143	70.00




	Part No.	D	d	L	t	T	Wt.
		mm	mm	mm	mm	mm	kg
2 3/8	6-2 3/8L	100	137	180	35	122	10.7
2 7/16	6-2 7/16L	102	137	180	35	122	10.73
2 1/2	6-2 1/2L	102	137	180	35	122	10.64
2 9/16	6-65=2 9/16L	104	137	180	35	122	10.68
2 5/8	6-2 5/8L	106	137	180	40	122	10.7
2 11/16	6-2 11/16L	108	137	180	40	122	10.83
2 3/4	6-70=2 3/4L	110	137	180	40	122	10.88
2 13/16	6-2 13/16L	112	137	180	45	122	11.00
2 7/8	6-2 7/8L	116	137	180	45	122	11.36
2 15/16	6-2 15/16L	118	137	180	45	122	11.24
3	6-3L	120	137	180	45	122	11.51
3 1/16	6-3 1/16L	122	137	180	45	122	11.68
3 1/8	6-3 1/8L	126	137	180	45	122	11.88
3 1/4	6-3 1/4L	128	137	180	50	122	11.9
3 3/8	6-3 3/8L	133	137	180	50	122	12.27
3 1/2	6-3 1/2L	142	137	200	50	142	15.12
3 5/8	6-3 5/8L	145	137	200	55	142	15.39
3 3/4	6-95=3 3/4L	148	137	200	55	142	15.64
3 7/8	6-3 7/8L	151	137	200	55	142	15.96
4	6-4L	155	137	200	60	142	16.31
4 1/8	6-105=4 1/8L	158	137	220	60	162	18.21
4 3/16	6-4 3/16L	160	137	220	65	162	18.7



2 1/2" DRIVE IMPACT SOCKETS



	Part No.	D	d	L	t	T	Wt.
		mm	mm	mm	mm	mm	kg
4 1/4	6-4 1/4L	163	137	220	65	162	19.24
4 3/8	6-4 3/8L	167	137	220	65	162	19.9
4 1/2	6-4 1/2L	172	137	220	65	162	20.92
4 5/8	6-4 5/8L	178	160	220	70	162	24.28
4 3/4	6-4 3/4L	181	160	220	70	162	24.79
4 7/8	6-4 7/8L	186	160	220	75	162	25.77
5	6-5L	190	160	250	75	184	30.19
5 1/8	6-5 1/8L	195	160	250	75	183	31.44
5 3/16	6-5 3/16L	198	160	250	80	183	32.25
5 1/4	6-5 1/4L	200	160	250	80	182	32.88
5 3/8	6-5 3/8L	204	160	250	80	181	33.47
5 1/2	6-5 1/2L	208	160	250	80	180	34.4
5 3/4	6-5 3/4L	216	160	250	85	178	36.00
5 7/8	6-5 7/8L	219	160	250	85	178	36.3
6	6-6L	221	160	250	85	177	36.68
6 1/8	6-6 1/8L	224	160	250	90	176	36.90
6 1/4	6-6 1/4L	228	160	250	90	175	38.30
6 3/8	6-6 3/8L	232	160	250	90	174	38.74
6 1/2	6-6 1/2L	235	160	250	95	173	38.74
6 3/4	6-6 3/4L	243	160	250	95	171	41.37
6 7/8	6-6 7/8L	247	160	250	95	170	42.44
7	6-7L	250	160	250	95	170	42.94