
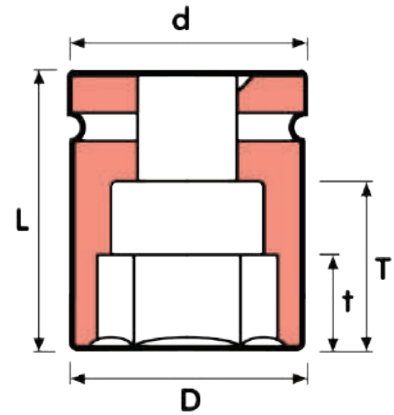



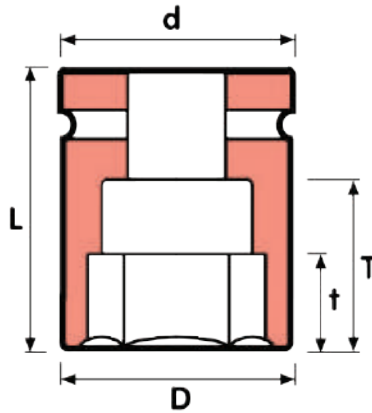
# 1" DRIVE SOCKETS


	Part No.	D	d	L	t	T	
		mm	mm	mm	mm	mm	kg
60	9-60	87	62	83	33	52	1.80
61	9-61	88	62	83	33	54	1.84
62	9-62	91	62	86	35	53	2.07
63	9-63	92	62	86	35	53	2.08
64	9-64	92	62	86	35	53	2.04
65	9-65=2 9/16	94	62	86	35	54	2.10
66	9-66	95	62	86	38	52	2.13
70	9-70=2 3/4	100	62	86	38	54	2.27
71	9-71	102	76	86	38	50	2.72
74	9-74	106	76	86	38	50	2.85
75	9-75	107	76	86	38	54	2.87
76	9-76	108	76	86	38	49	2.92
77	9-77	109	76	86	38	49	1.08
80	9-80	113	76	90	38	58	3.42
82	9-82	115	76	90	38	51	3.30
84	9-84	116	76	90	38	51	3.25
85	9-85	117	76	90	38	58	3.46
87	9-87	120	76	90	38	50	3.41
88	9-88	120	76	90	38	50	3.35
90	9-90	124	76	100	45	67	4.3
94	9-94	128	76	100	45	58	4.13
95	9-95=3 3/4	129	76	100	45	66	4.40
96	9-96	132	76	100	45	57	4.40
100	9-100	136	76	100	45	65	4.50
105	9-105=4 1/8	142	76	100	50	55	4.75
110	9-110	147	76	100	50	53	4.91
115	9-115	153	76	100	50	52	5.20
120	9-120	161	76	100	50	50	5.69




	Part No.	D	d	L	t	T	
		mm	mm	mm	mm	mm	kg
19	9-19=3/4L	35	54	100	11	71	1.30
21	9-21L	36	54	100	12	71	1.31
22	9-22L	37	54	100	12	71	0.88
23	9-23L	38	54	100	14	68	0.88
24	9-24L	38	54	100	14	68	0.89
25	9-25L	41	54	100	14	71	1.29
26	9-26L	43	54	100	15	71	0.99
27	9-27=1 1/16L	44	54	100	16	68	0.99

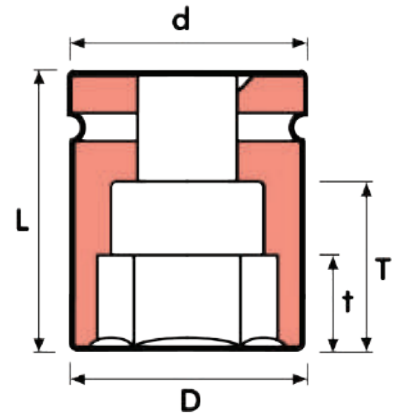
# 1" DRIVE SOCKETS



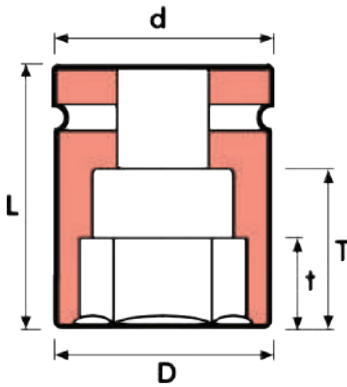
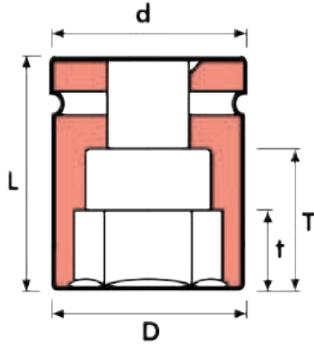
		Part No.	D	d	L	t	T	Wt.
			mm	mm	mm	mm	mm	kg
28		9-28L	47	54	100	16	68	1.07
29		9-29L	47	54	100	17	71	1.03
30		9-30=1 3/16L	50	54	100	17	68	1.15
31		9-31L	50	54	100	17	71	1.20
32		9-32L	52	54	100	19	68	1.17
35		9-35=1 3/8L	57	54	100	20	68	1.25
36		9-36L	57	54	100	20	68	1.18
37		9-37L	58	54	100	21	68	1.26
38		9-38=1 1/2L	59	54	100	21	67	1.32
39		9-39L	59	54	100	22	69	1.3
40		9-40L	61	54	100	22	69	1.33
41		9-41L	63	54	100	23	67	1.41
42		9-42L	64	54	100	23	67	1.44
43		9-43=1 11/16L	64	54	100	24	67	1.46
44		9-44L	67	54	115	24	83	1.97
45		9-45L	68	54	115	25	83	1.98
46		9-46=1 13/16L	69	54	115	25	82	1.85
47		9-47L	71	54	115	26	83	1.93
48		9-48L	72	54	115	26	86	1.94
49		9-49L	73	54	115	28	86	1.16
50		9-50L	75	54	125	28	93	2.22
51		9-51L	76	54	125	30	96	2.26
52		9-52L	78	54	125	30	93	2.38
55		9-55L	81	62	125	30	93	2.67
56		9-56L	82	62	125	30	93	2.80
57		9-57L	85	62	125	30	96	2.80
60		9-60L	87	62	125	33	93	2.90
65		9-65=2 9/16L	94	62	135	35	105	3.63
70		9-70=2 3/4L	100	62	135	38	105	3.83
75		9-75L	107	76	135	38	105	4.80
80		9-80L	113	76	140	38	108	5.15
85		9-85L	117	76	140	38	100	5.90
90		9-90L	124	76	140	45	99	5.74
95		9-95=3 3/4L	129	76	140	45	98	5.83

# 1" DRIVE SOCKETS

	Part No.	D	d	L	t	T	Wt.
		mm	mm	mm	mm	mm	kg
3/4	9-19=3/4	35	54	59	11	27	0.63
13/16	9-13/16	36	54	59	12	30	0.65
7/8	9-7/8	37	54	59	12	27	0.66
15/16	9-15/16	38	54	59	14	27	0.62
1	9-1	41	54	59	14	27	0.64
1 1/16	9-27=1 1/16	44	54	59	16	27	0.65
1 1/8	9-1 1/8	47	54	59	16	29	0.68
1 3/16	9-30=1 3/16	50	54	61	17	29	0.69
1 1/4	9-1 1/4	52	54	61	19	29	0.68
1 5/16	9-1 5/16	54	54	61	19	29	0.69
1 3/8	9-35=1 3/8	57	54	65	20	33	0.79
1 7/16	9-1 7/16	58	54	65	21	33	0.78
1 1/2	9-38=1 1/2	59	54	65	21	33	0.82
1 9/16	9-1 9/16	61	54	65	22	33	0.86
1 5/8	9-1 5/8	63	54	70	23	38	0.95
1 11/16	9-43=1 11/16	64	54	70	24	40	0.95
1 3/4	9-1 3/4	67	54	70	24	40	1.02
1 13/16	9-46=1 13/16	69	54	75	25	42	1.12
1 7/8	9-1 7/8	72	54	75	26	43	1.21
1 15/16	9-1 15/16	73	54	75	28	43	1.30
2	9-2	76	54	80	30	48	1.40
2 1/16	9-2 1/16	78	54	80	30	48	1.45
2 1/8	9-2 1/8	80	62	83	30	50	1.70
2 3/16	9-2 3/16	82	62	83	30	52	1.80
2 1/4	9-2 1/4	85	62	83	30	52	1.88
2 5/16	9-2 5/16	86	62	83	30	52	1.90
2 3/8	9-2 3/8	87	62	83	33	52	1.80
2 7/16	9-2 7/16	91	62	86	35	53	2.00
2 1/2	9-2 1/2	92	62	86	35	53	2.00
2 9/16	9-65=2 9/16	94	62	86	35	54	2.10
2 5/8	9-2 5/8	96	62	86	38	54	2.28
2 11/16	9-2 11/16	99	62	86	38	54	2.35
2 3/4	9-70=2 3/4	100	62	86	38	54	2.27
2 13/16	9-2 13/16	102	76	86	38	54	2.68
2 7/8	9-2 7/8	104	76	86	38	54	2.90
2 15/16	9-2 15/16	107	76	86	38	54	3.00
3	9-3	108	76	86	38	54	3.04
3 1/16	9-3 1/16	109	76	86	38	54	3.10
3 1/8	9-3 1/8	113	76	90	38	58	3.40
3 3/16	9-3 3/16	114	76	90	38	52	3.28



# 1" DRIVE SOCKETS



	Part No.	D	d	L	t	T	Wt.
		mm	mm	mm	mm	mm	kg
3 1/4	9-3 1/4	115	76	90	38	58	3.24
3 5/16	9-3 5/16	116	76	90	38	51	3.27
3 3/8	9-3 3/8	117	76	90	38	58	3.40
3 7/16	9-3 7/16	120	76	90	38	50	3.37
3 1/2	9-3 1/2	122	76	90	38	57	3.60
3 5/8	9-3 5/8	126	76	100	45	66	4.05
3 3/4	9-95=3 3/4	129	76	100	45	66	4.40
3 7/8	9-3 7/8	134	76	100	45	65	4.40
4	9-4	138	76	100	45	56	4.63
4 1/8	9-105=4 1/8	142	76	100	50	55	4.75
4 5/8	9-4 5/8	157	76	100	50	51	5.43
4 3/4	9-4 3/4	161	76	100	50	50	5.73

	Part No.	D	d	L	t	T	Wt.
		mm	mm	mm	mm	mm	kg
3/4	9-19=3/4L	35	54	100	11	71	1.3
13/16	9-13/16L	37	54	100	12	71	0.86
7/8	9-7/8L	38	54	100	12	71	0.87
15/16	9-15/16L	39	54	100	14	68	0.89
1	9-1L	42	54	100	14	68	0.93
1 1/16	9-27=1 1/16L	44	54	100	16	68	0.99
1 1/8	9-1 1/8L	48	54	100	24	68	1.07
1 3/16	9-30=1 3/16L	50	54	100	17	68	1.15
1 1/4	9-1 1/4L	53	54	100	19	68	1.17
1 5/16	9-1 5/16L	54	54	100	19	68	1.19
1 3/8	9-35=1 3/8L	57	54	100	20	68	1.25
1 7/16	9-1 7/16L	58	54	100	21	68	1.31
1 1/2	9-38=1 1/2L	59	54	100	21	68	1.32
1 9/16	9-1 9/16L	61	54	100	22	67	1.38
1 5/8	9-1 5/8L	63	54	100	23	67	1.41
1 11/16	9-43=1 11/16L	64	54	100	24	67	1.46
1 3/4	9-1 3/4L	67	54	115	24	82	1.85
1 13/16	9-46=1 13/16L	69	54	115	25	82	1.85
1 7/8	9-1 7/8L	72	54	115	26	82	2.00
1 15/16	9-1 15/16L	73	54	115	28	82	2.1
2	9-2L	76	54	125	30	93	2.3
2 1/16	9-2 1/16L	78	54	125	30	93	2.4

# 1" DRIVE SOCKETS

	Part No.	D	d	L	t	T	Wt.
		mm	mm	mm	mm	mm	kg
<b>2 1/8</b>	9-2 1/8L	80	62	125	30	93	2.6
<b>2 3/16</b>	9-2 3/16L	82	62	125	30	93	2.8
<b>2 1/4</b>	9-2 1/4L	85	62	125	30	93	2.8
<b>2 5/16</b>	9-2 5/16L	86	62	125	30	93	2.9
<b>2 3/8</b>	9-2 3/8L	87	62	125	33	93	2.9
<b>2 7/16</b>	9-2 7/16L	91	62	135	35	107	3.3
<b>2 1/2</b>	9-2 1/2L	92	62	135	35	107	3.55
<b>2 9/16</b>	9-65=2 9/16L	94	62	135	35	107	3.63
<b>2 5/8</b>	9-2 5/8L	96	62	135	38	107	3.7
<b>2 11/16</b>	9-2 11/16L	99	62	135	38	107	3.80
<b>2 3/4</b>	9-70=2 3/4L	100	62	135	38	107	3.83
<b>2 13/16</b>	9-2 13/16L	102	76	135	38	100	4.25
<b>2 7/8</b>	9-2 7/8L	104	76	135	38	99	4.42
<b>2 15/16</b>	9-2 15/16L	107	76	135	38	99	4.62
<b>3</b>	9-3L	108	76	135	38	98	4.82
<b>3 1/16</b>	9-3 1/16L	109	76	135	38	98	4.71
<b>3 1/8</b>	9-3 1/8L	113	76	140	38	102	5.3
<b>3 1/4</b>	9-3 1/4L	115	76	140	35	101	5.31
<b>3 3/4</b>	9-95=3 3/4L	129	76	140	45	98	5.83
<b>3 7/8</b>	9-3 7/8L	134	76	140	45	97	6.40

