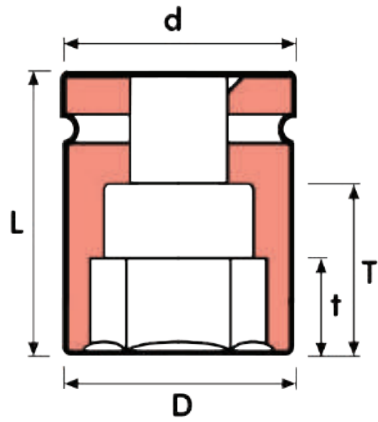



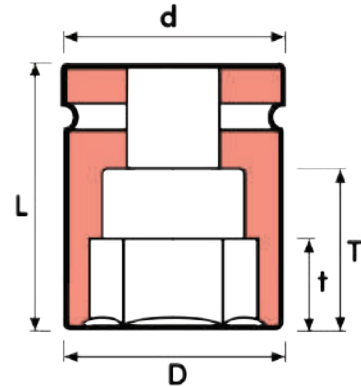
3/4" DRIVE SOCKETS




	Part No.	D	d	L	t	T	Wt.
		mm	mm	mm	mm	mm	kg
12	2-12	23	44	50	8	26	0.33
13	2-13	24	44	50	8	26	0.34
14	2-14	26	44	50	10	26	0.34
15	2-15	26	44	50	10	26	0.35
16	2-16	27	44	50	10	24	0.34
17	2-17	30	44	50	10	24	0.34
18	2-18	31	44	50	11	24	0.35
19	2-19=3/4	32	44	50	11	24	0.38
20	2-20	33	44	50	12	24	0.38
21	2-21	35	44	50	12	24	0.39
22	2-22	35	44	50	12	24	0.38
23	2-23	38	44	50	13	24	0.39
24	2-24	38.5	44	50	14	24	0.38
25	2-25	39	44	50	14	25	0.38
26	2-26	41	44	54	15	29	0.41
27	2-27=1 1/16	42	44	54	16	29	0.41
28	2-28	44	44	54	16	29	0.42
29	2-29	44	44	54	17	29	0.42
30	2-30=1 3/16	46	44	54	17	29	0.43
31	2-31	47	44	54	17	28	0.47
32	2-32	48.5	44	56	19	30	0.48
33	2-33	51	44	56	19	30	0.51
34	2-34	52	44	56	20	30	0.52
35	2-35=1 3/8	53	44	56	20	30	0.52
36	2-36	54	44	56	20	30	0.55
37	2-37	56	44	58	21	32	0.6
38	2-38=1 1/2	57	44	58	21	32	0.62
39	2-39	58	44	58	22	30	0.61
40	2-40	59	44	58	22	30	0.63
41	2-41	61	44	63	23	34	0.68
42	2-42	62	44	63	23	34	0.75
43	2-43=1 11/16	64	44	63	24	34	0.78
44	2-44	65	44	63	24	34	0.79
45	2-45	66	44	63	25	34	1.03
46	2-46=1 13/16	67	44	63	25	34	0.85
47	2-47	68.5	44	70	26	38	0.94
48	2-48	69	44	70	26	46	0.92
49	2-49	70	44	70	28	46	0.93
50	2-50	70	44	70	28	38	0.96
51	2-51	71	44	70	30	46	0.99
52	2-52	72	44	70	30	46	1.12
55	2-55	76	44	70	30	38	1.07

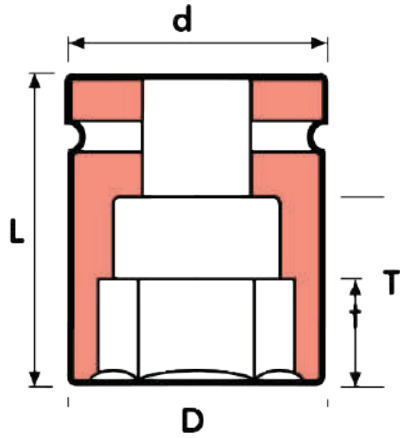
3/4" DRIVE SOCKETS

	Part No.	D	d	L	t	T	Wt.
		mm	mm	mm	mm	mm	kg
56	2-56	78	44	80	30	56	1.08
57	2-57	80	44	80	30	54	1.39
58	2-58	81	44	80	30	53	1.35
60	2-60	83	44	80	35	50	1.36
65	2-65=2 9/16	88	44	80	35	50	1.44
67	2-67	90	44	80	40	51	1.47
70	2-70=2 3/4	95	44	80	40	50	1.77
75	2-75	100	44	80	40	48	1.72
80	2-80	106	44	80	40	47	1.82
82	2-82	108	44	80	40	46	1.89
85	2-85	112	44	80	40	46	2.11
88	2-88	114	44	80	40	45	1.82
95	2-95=3 3/4	124	44	80	40	43	2.32



	Part No.	D	d	L	t	T	Wt.
		mm	mm	mm	mm	mm	kg
12	2-12L	25	44	100	8	76	0.65
13	2-13L	25	44	100	8	76	0.65
14	2-14L	27	44	100	10	76	0.37
15	2-15L	27	44	100	10	76	0.56
16	2-16L	28	44	100	10	74	0.52
17	2-17L	31	44	100	10	74	0.6
18	2-18L	32	44	100	11	74	0.64
19	2-19=3/4L	33	44	100	11	74	0.61
20	2-20L	34	44	100	12	74	0.65
21	2-21L	36	44	100	12	74	0.70
22	2-22L	36	44	100	12	74	0.7
23	2-23L	39	44	100	13	74	0.72
24	2-24L	39.5	44	100	14	74	0.72
25	2-25L	40	44	100	14	75	0.57
26	2-26L	42	44	100	15	74	0.73
27	2-27=1 1/16L	43	44	100	16	74	0.75
28	2-28L	44	44	100	16	74	0.77
29	2-29L	44	44	100	17	74	0.73
30	2-30=1 3/16L	46	44	100	17	74	0.83
31	2-31L	47	44	100	17	74	0.84
32	2-32L	48.5	44	100	19	74	0.89
33	2-33L	51	44	100	19	74	0.99
34	2-34L	52	44	100	20	74	1.00
35	2-35=1 3/8L	53	44	100	20	74	1.00
36	2-36L	54	44	100	20	74	1.04

3/4" DRIVE SOCKETS

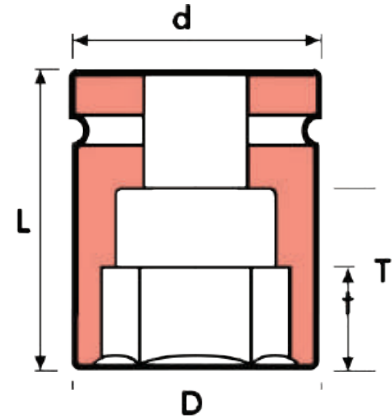


	Part No.	D	d	L	t	T	Wt.
		mm	mm	mm	mm	mm	kg
37	2-37L	56	44	100	21	74	1.12
38	2-38=1 1/2L	57	44	100	21	72	1.18
40	2-40L	59	44	100	22	72	1.28
41	2-41L	61	44	100	23	72	1.27
42	2-42L	62	44	100	23	72	1.23
43	2-43=1 11/16L	64	44	100	24	72	1.35
44	2-44L	65	44	100	24	71	1.35
45	2-45L	66	44	100	25	71	1.35
46	2-46=1 13/16L	67	44	100	25	72	1.5
47	2-47L	68.5	44	100	26	76	1.46
48	2-48L	69	44	100	26	76	1.61
50	2-50L	70	44	100	28	72	1.34
51	2-51L	71	44	100	30	76	1.4
52	2-52L	72	44	100	30	76	1.84
55	2-55L	76	44	100	30	72	1.53
56	2-56L	78	44	100	30	76	1.65
60	2-60L	83	44	125	35	98	2.27
65	2-65=2 9/16L	88	44	125	35	96	2.39
70	2-70=2 3/4L	95	44	125	40	95	2.77
75	2-75L	100	44	125	40	93	
95	2-95=3 3/4L	124	44	125	40	88	4.07

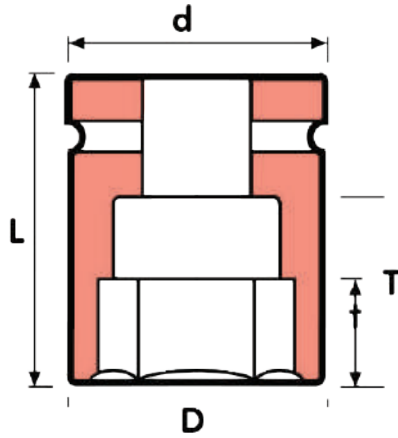
	Part No.	D	d	L	t	T	Wt.
		mm	mm	mm	mm	mm	kg
1/2	2-1/2	24	44	50	8	26	0.32
9/16	2-9/16	26	44	50	10	26	0.27
5/8	2-5/8	27	44	50	10	24	0.34
11/16	2-11/16	30	44	50	10	24	0.34
3/4	2-19=3/4	32	44	50	11	24	0.38
13/16	2-13/16	35	44	50	12	24	0.4
7/8	2-7/8	35	44	50	12	24	0.38
15/16	2-15/16	38.5	44	50	14	24	0.39
1	2-1	39	44	50	14	24	0.4
1 1/16	2-27=1 1/16	42	44	54	16	29	0.41
1 1/8	2-1 1/8	44	44	54	16	29	0.42
1 3/16	2-30=1 3/16	46	44	54	17	29	0.43
1 1/4	2-1 1/4	48.5	44	56	19	30	0.48
1 5/16	2-1 5/16	51	44	56	19	30	0.52
1 3/8	2-35=1 3/8	53	44	56	20	30	0.52
1 7/16	2-1 7/16	56	44	58	21	32	0.58


3/4" DRIVE SOCKETS

	Part No.	D	d	L	t	T	Wt.
		mm	mm	mm	mm	mm	kg
1 1/2	2-38=1 1/2	57	44	58	21	32	0.62
1 9/16	2-1 9/16	59	44	58	22	32	0.65
1 5/8	2-1 5/8	61	44	63	23	34	0.68
1 11/16	2-43=1 11/16	64	44	63	24	34	0.78
1 3/4	2-1 3/4	65	44	63	24	34	0.8
1 13/16	2-46=1 13/16	67	44	63	25	34	0.85
1 7/8	2-1 7/8	69	44	70	26	38	0.95
1 15/16	2-1 15/16	70	44	70	28	46	1.15
2	2-2	71	44	70	30	38	0.99
2 1/16	2-2 1/16	72	44	70	30	46	0.92
2 1/8	2-2 1/8	74	44	70	30	46	0.95
2 3/16	2-2 3/16	78	44	80	30	56	1.34
2 1/4	2-2 1/4	80	44	80	30	54	1.32
2 5/16	2-2 5/16	81	44	80	30	53	1.43
2 3/8	2-2 3/8	83	44	80	35	53	1.43
2 1/2	2-2 1/2	86	44	80	35	52	1.41
2 9/16	2-65=2 9/16	88	44	80	35	51	1.44
2 3/4	2-70=2 3/4	95	44	80	40	50	1.77
3 3/4	2-95=3 3/4	124	44	80	40	43	2.32



3/4" DRIVE SOCKETS



	Part No.	D	d	L	t	T	Wt.
		mm	mm	mm	mm	mm	kg
5/8	2-5/8L	28	44	100	10	74	0.63
11/16	2-11/16L	31	44	100	10	74	0.6
3/4	2-19=3/4L	33	44	100	11	74	0.61
13/16	2-13/16L	36	44	100	12	74	0.68
7/8	2-7/8L	36	44	100	12	74	0.7
15/16	2-15/16L	39.5	44	100	14	74	0.72
1	2-1L	40	44	100	14	74	0.68
1 1/16	2-27=1 1/16L	43	44	100	16	74	0.75
1 1/8	2-1 1/8L	44	44	100	16	74	0.77
1 3/16	2-30=1 3/16L	46	44	100	17	74	0.83
1 1/4	2-1 1/4L	48.5	44	100	19	74	0.85
1 5/16	2-1 5/16L	51	44	100	19	74	1.00
1 3/8	2-35=1 3/8L	53	44	100	20	74	1.00
1 7/16	2-1 7/16L	56	44	100	21	74	1.12
1 1/2	2-38=1 1/2L	57	44	100	21	72	1.18
1 9/16	2-1 9/16L	59	44	100	22	72	1.22
1 5/8	2-1 5/8L	61	44	100	23	72	1.27
1 11/16	2-43=1 11/16L	64	44	100	24	72	1.35
1 3/4	2-1 3/4L	65	44	100	24	71	1.51
1 13/16	2-46=1 13/16L	67	44	100	25	72	1.5
1 7/8	2-1 7/8L	69	44	100	26	72	1.5
2	2-2L	71	44	100	30	72	1.39
2 9/16	2-65=2 9/16L	88	44	125	35	96	2.39
2 3/4	2-70=2 3/4L	95	44	125	40	95	2.77
3 3/4	2-95=3 3/4L	124	44	125	40	88	4.07